

Year 5 Spellings Autumn Term 2

Each week, children in year 5 will be given a set of spellings to learn. These are given out on Monday in their spelling book, which needs to be returned on Friday, ready for your spelling test.

Although lists of spellings are given, it is up to the children how best they think they will learn them. Some prefer to do the look, cover, write check method, whereas others like to play games with the spellings words.

In school we will look at a different spelling pattern every few weeks, and find ways to categorise and learn them. The home spellings will include words that focus on the particular spelling pattern we are looking at, as well as high frequency words that the children need to practice.

Below is a copy of the spelling lists / patterns that we will be looking at as well as a chart of the KS1 and KS2 high frequency words. I recommend to the children to practice the words from their weekly list and also choose a couple of words from the high frequency lists to practise.

I have also included some ideas for spelling games, which are written on activity cards.

Monday 31st October

WALT continue exploring spelling patterns for adding – ing, -er, -ed and -est.

Doubled Letters

hum → humming

mop → mopping

big → bigger

run → runner

sun → sunnier

win → winner

Undoubled Letters

help → helped

dream → dreamer

burn → burning

trick → tricked

beep → beeping

disgust → disgusting

In addition to any individual words children have been given, the following **High Frequency Words** will also be tested:

such

during

place

between

until

while

through

Monday 7th November

WALT spell words with the consonant c.

Soft 'S' sound

cinema

circle

incisor

decisive

decimal

ceiling

celery

descend

cellar

century

Hard 'K' sound

curtain

calendar

discuss

column

Celtic

In addition to any individual words children have been given, the following **High Frequency Words** will also be tested:

eyes

asked

those

write

high

knew

whole

Monday 14th November

WALT spell words with the consonant c.

Soft 'S' sound

ceiling

circus

recite

centre

century

descend

centimetre

except

centigrade

century

Hard 'K' sound

custard

cupboard

disco

customer

cardigan

In addition to any individual words children have been given, the following **High Frequency Words** will also be tested:

purple

another

much

who

often

important

someone

Monday 21st November

WALT explore spelling patterns of consonants and recognise that double ll in full becomes single l when used as a suffix.

Full words

hope – hopeful

thank – thankful

play – playful

fear – fearful

faith – faithful

colour – colourful

doubt – doubtful

care – careful

words ending in y:

drop the y and replace with i when adding ful

beauty – beautiful

pity – pitiful

plenty – plentiful

mercy - merciful

We also need to practise, the following **High Frequency Words**, which will be tested. Be careful and take note of the number of letters – don't miss any out!

until

instil

always

also

busy

walk

first

because

really

buy

able

Monday 28th November

WALT explore spelling patterns of consonants and recognise that double ll in full becomes single l when used as a suffix.

Full words

shame – shameful

boast – boastful

hand – handful

scorn – scornful

colour – colourful

care – careful

mouth - mouthful

words ending in y:

drop the y and replace with i when adding ful

fancy – fanciful

bounty – bountiful

plenty – plentiful

beauty – beautiful

other single l words:

always

until

instil

also

We also need to practise, the following **High Frequency Words**, which will be tested. Be careful and take note of the number of letters – don't miss any out!

friend

teeth

hide

who

how

going

taken

eaten

around

woke

Monday 5th December

WALT recap and practise different spelling patterns and tricky words

unstressed vowels.

general
doctor
category
original
familiar

different ways of spelling the suffix sound 'cian'

cian

optician

sion

confusion

ssion

possession

tion

nation
completion

words with the consonant 'c'
Soft 'S' sound – usually words with ci, ce and cy

circle
ceiling
bicycle

Hard 'K' sound – usually words with c, cu and co

call
coat
cupboard

We also need to practise, the following **High Frequency Words**, which will be tested. Be careful and take note of the number of letters – don't miss any out!

once
laugh
because
jumped
these
found
young
below
people
Christmas

Monday 12th December

WALT recap and practise different spelling patterns and tricky words

unstressed vowels.

explanatory
generous
interested
familiar
separate

adding -ing, -er, -ed and -est.

Doubled Letters
drop → dro**pp**ing
hop → ho**pp**ing
dine → di**nn**er

Undoubled Letters

feel → fe**el**ing
hope → ho**pe**ing
train → tra**in**er

different ways of spelling the suffix sound 'cian'

cian

physician

sion

explosion

ssion

dicussion

tion

fraction
direction

We also need to practise, the following **High Frequency Words**, which will be tested. Be careful and take note of the number of letters – don't miss any out!

friend

clothes

much

busy

walk

also

around

because

our

going

another

often

Optional for Christmas:

Play spelling bingo or hold a mini spelling bee with your family using the KS2 High Frequency Words.

any I'm own why also baby both does
eyes goes gone head high knew know lady
near only show such sure told turn upon
used walk woke word work year above along
asked began being below didn't earth every found
great happy heard leave light might money never
often other paper place right round small sound
still think those today tries under until watch
while whole world write young across almost always
around before better change coming during father follow
garden inside jumped mother number opened second window
animals balloon between brought clothes friends morning outside started
stopped thought through without birthday children different
important something sometimes suddenly swimming together

Or you could check if there are any KS1 words you need to brush up on:

an as be by do if or so us bed boy but did dig got had
has her him his how man may new not now off old one our out put
ran saw too two way who back ball been call came can't don't door down
from girl good half have help here home jump just last live love made make
many more much must name next once over push pull seen some take than
that them then time took tree very want were what when will with your
about after again could first house laugh night their there these three
water where would little people school should sister another because
brother twelve Sunday Wednesday ten August six brown nineteen March
Monday fourteen April Tuesday purple five yellow nine June eleven seven
black May four February white twenty sixteen red
grey thirteen November seventeen July pink
eighteen blue fifteen Saturday December
Thursday October eight green January
Friday orange September

Rainbow Write

First write each word in pencil.
Then trace over each word three times. **Each time you trace, you must use a DIFFERENT colour crayon.** Trace neatly and you will see a rainbow!

Silly Sentences

Write silly sentences using a spelling word in each sentence. Please underline your spelling words! Write neatly!

Example: My dog wears a blue and purple dress when he takes a bath.

Hidden Words

Draw and color a picture. Hide your spelling words inside your picture.

Show your picture to someone and see if they can find your hidden words!

Backwards Words

Write your spelling words forwards and then backwards. Write neatly!

Example: where whereh
erehw erehw

Pyramid Writing

"Pyramid write" your spelling words.
You must write neatly!

*Example: home h

ho

hom

home

Create an Activity

Can you think of a really fun way to practice your spelling words?

Then go for it!

Be sure to explain your activity so that I can share it with the class!

Story, Story

Write a story using ALL of your spelling words. Be sure to underline your spelling words in your paragraph.

You may type your story and email it to me if you like!

ABC Order

First write your spelling words in a list. Then write them in ABC order.

For an extra bonus, write your words in reverse ABC order!

Draw and Label

Draw and label your spelling words. You **MUST** **colour** your drawings and labels.

Don't forget to add a lot of great detail! Do your very best work!

Blue Vowels!

Write each of your spelling words.

You will need a blue coloured pencil.

Trace over the vowels in each word with your blue coloured pencil.

Vowels = a e i o u

Squiggly Spelling Words

You are going to write your spelling words two times. First write in regular letters. Then write the words again in *squiggly* letters!

Bubble Letters

Write your spelling words in bubble letters. After you write your words in bubble letters, colour your words with a crayon or colored pencil.

Bubble Letters Rock!

Three Times!

Write each spelling word three times.

First, write each word in pencil.

Second write each word in crayon.

Third, write each word in marker.

You **MUST** write neatly!

Acrostic Poem

Choose one of your spelling words.

Write an acrostic poem for that word.

You must also **ILLUSTRATE** your poem.

*Example:

fly

Fun in the sky.

Laps around clouds.

Yes! I'm free!

Adding My Words

Each letter has a value.

***Consonants are worth 10.**

***Vowels are worth 5.**

Write your spelling words. Then add up the value of each spelling word.

Example-

$$\text{said- } 10 + 5 + 5 + 10 = 30$$

Superman Letter

Your job is to write a creative letter to Superman (or another super hero).

In your letter, you must use each of your spelling words. Be sure to

underline your words as you use them.

Spelling Shapes

Count your spelling words. Draw one shape for each word. Then write your spelling words inside each of the shapes.

Examples:

babies

cried

Scrambled Words

Fold a piece of paper three times lengthwise (making three long rectangular columns).

Write your words in the first column.

Then write them again with the letters all mixed up (scrambled) in the second column.

Put your words aside. Come back later to unscramble your words. Write the unscrambled words in the third column.

Spelling Poem

Write a poem using several of your spelling words. Underline the words that you use. Illustrate your poem.

You can write any type of poem that you like. Enjoy!

Consonant Circle

Write each of your spelling words.

Then go back and circle all of the consonants in your words!

Don't forget to write neatly!

Vowel Circle

Write each of your spelling words.

Then go back and circle all of the vowels in your spelling words!

Don't forget to write neatly!

Buzzing Bees

Draw and colour an outdoor picture.

Count your spelling words. Draw a bee for each of your spelling words.

Then write the words inside each of the "spelling" bees. Write neatly!

Goofy Spelling Story

Write a goofy spelling story using each of your spelling words.

Be sure to underline your words as you use them.

Illustrate and color your story!

Riddle Me

Write a riddle for each of your spelling words. Don't forget to add the answers to your riddles.

*Example- I cry when I am hungry. I wear diapers. I am cute and cuddly. What am I?

***Answer - Baby**

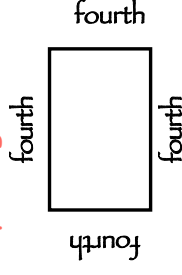
Connect the Dots

Write ten of your spelling words in dots.

Then connect the dots by tracing over them with a coloured pencil.

Trace a Shape

Count your spelling words. Draw a shape for each word. Then trace each shape by writing your spelling words around them!



30 Second Words

Write a TV commercial using all of your spelling words.

Read it to a parent or sibling!

Rhyming Words

Write each of your spelling words. Next to each word, write a rhyming word. If necessary, your rhyming word can be a nonsense word (as long as it follows the same spelling pattern).

*Example: cries tries

Code Words

Come up with a code for each letter of the alphabet. Write down your code.

*Example: a=  b=  c= 

Then write your spelling words in code.

You must write the actual spelling word next to the "code word."

Fancy Letters

Write each of your spelling words using fancy letters.

Your letters can have curly-q's or dots, for example. Have fun!

Sign Your Words

Use sign language finger spelling to sign the spelling of your words.

Check out Unity Kid's site <http://www.unitykid.com/signlanguage.html> to see animated hands making the letters so you can practice!

UPPER and Lower

Write your spelling words
two times each.

First, write each word in UPPERCASE letters. **Second**, write each word in lowercase letters.

*Example- **SLIDE** slide

Colourful Words

Write each of your spelling words. Write each letter using a different colored pencil!

*Example- colourful

Across and Down

Write each of your spelling words across and then down (starting with the first letter).

*Examples- when four
h o
e u
n r

3-D Words

Use Play-Doh or clay to sculpt your spelling words.

Air Write!

Write your spelling words in the air using your finger. Have a partner read your words as you write them

OR have a partner air write and your job is to read the words.

Secret Agent Words

Number the alphabet from 1-26.

Example: a=1, b=2, c=3, d=4, etc.

Then convert your words to a
number code.

You must write the actual spelling word next
to the "code word."

Spell-er-size!

Pretend you are a cheerleader and call
out the letters of your words!

Cheer up high for letters that touch the
top handwriting line (ex. t and l),
hands on hips for middle letters (ex. a
and e), and cheer down low for low
letters (Ex. y and j).

Back Writing

Use your finger to spell out each of your
spelling words, one letter at a time, on
your mom or dad's back.

Then it's YOUR turn to try to
FEEL and spell!

Choo-Choo Words

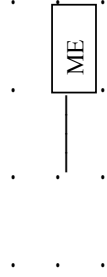
Write the entire list end-to-end as one
long word (like a train). Use a different
colored crayon for each word.

Ex.

hopmopestopdrop

Dots Game

Make a square of 4 rows of dots with 4 dots in each row. If the word is spelled correctly, the player can connect two dots. When a square is formed, he can write his initials in the box.



Dusty Words

Go outside to a sandbox and write your words in the sand!

Be sure to clean up afterwards!

Etch-A-Word

Use an Etch-A-Sketch to write your spelling words.

Read the words to a parent or sibling before erasing.

Good, Clean Words

Find a countertop or flat surface that can be cleaned easily. Spray a small amount of shaving cream and spread it out. Write your spelling words in the shaving cream and be sure to clean up afterwards!

Hopscotch Words

Make a hopscotch board on your sidewalk or driveway with chalk.

Write letters instead of numbers and HOP your words!

Magazine Words

Use an old magazine and find your words (or the letters that make up your word).

Cut them out and glue on your paper.

Letter Writing

Write a friendly letter to a friend or family member using each of your words. Underline the spelling words that you use in your letter.

After your homework is checked, you can MAIL your letter!!

Match-Up

Write each of your words on two different index cards. Turn all the cards face down and mix them up. Lay out your cards in rows (like Concentration) and flip over two cards at a time. Read each card aloud to see if they match. Keep them if they match or flip over and try again!

Sentence, Please

Write sentences using each of your spelling words. You may use more than one word in a sentence, but you must write at least 10 sentences.

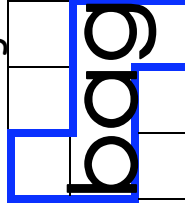
Underline your spelling words.

Spelling Flowers

Draw a picture of a great big flower. Write each of your spelling words on one of the flower petals or on a leaf. Draw extra flowers if you run out of room.

Surround Words

Write your words on graph paper. Write "middle" letters, one letter in each box. Use two boxes for "tall" letters like t and l and "low" letters like j and g. Then outline the words using different colors.



Telephone Words

First write your words in a list. Then look at your telephone keypad. Translate each letter into the numbers on the keypad. Now write your spelling words using this code!

Toss a Word

Toss (or roll) a ball back and forth with a partner.

You say the 1st letter, and then toss and your partner says 2nd letter, and so forth.

Type 'Em

Type your spelling words on the computer. *Make each word have a different font.* You can even email your words to me.

Word Search

Make a word search puzzle using your spelling words.

Use the **Discovery School's online Puzzle Maker**

<http://www.puzzlemaker.com>.

Then find your words!

Trace Around

Write each of your spelling words using a pencil. Then **trace around** each word with a crayon, colored pencil, or a marker.

Words Within Words

Write each spelling word and then write at least two words made from the same letters that is hidden inside the word.

Example: slide

side lie lid led etc.

Newsy Words

Use old magazines, catalogs, or newspapers to cut out letters.

Glue the letters down on a piece of paper to spell your words.

** Helpful Hint:* Cut out lots of extra letters. Store them in a Ziploc bag for future use. This is a huge timesaver!

Other Handed

First write your spelling words the way you usually do it.

Then, try writing the list with your other hand!

Pasta Words

Arrange alphabet pasta or

Alphabits cereal to form your spelling words. Glue onto a piece of paper.

practice Test

Take a practice test. Have your Mom or Dad ask you to spell your spelling words.

Write them on a list. Check your practice test and correct any missed words. *This would be an especially good activity to complete on Thursday night.*

Sound Words

Use a tape recorder to record your spelling words and their spelling. Then rewind your tape and listen to it, checking to see that you spelled all the words correctly.

Spelling Baseball

Draw four bases on a piece of paper or lay out four pillows to be the bases.

The pitcher selects a word. If the batter can spell the word correctly, he moves forward one base.

A point is earned every time you pass home plate.

Words Without Consonants

Write your spelling words on a list, but replace all the consonants with a line. Then go back to the beginning of your list and see if you can fill in the correct missing consonants.

Spelling Bee

Practice your spelling words in Spelling Bee style.

Spell your words out loud to a parent or sibling.

Words

Without Vowels

Write your spelling words on a list, but replace all the vowels with a line. Then go back to the beginning of your list and see if you can fill in the correct missing vowels.

Spelling

Flashcards

Make a set of flashcards to practice your spelling words. When you look at your flashcard, read the word and then

spell it out loud.

*Example- there t-h-e-r-e.

Make Some Music

Write a song or rap that includes your words!

Share with a friend or family member.

Morse Code

Use Morse Code to spell your words. It is a series of dots (1 count) and dashes (3 counts). Check out this site, <http://www.morsecode.dutch.nl/alphabet.html> to see the international (NATO) Morse Code so you can practice!

Scrabble!

Use Scrabble tiles to spell out your spelling words.
For a little extra math practice, figure out the point value of each of your words!

Flash Writing

In a darkened room, use a flashlight to write your spelling words in the air.
Have a partner read your words as you write them OR your partner can "flash write" the words and your job is to read.

Delicious Words

Spray a small amount of whipped cream (or anything else you can eat) on a plate and spread it out.
Write your spelling words and be sure to clean up afterwards...